



Our Lady of Mount Carmel

School Principal: Olimpia Pirovic
Bennett Street
Wentworthville 2145
Phone: 8832 1100
Email: olmcwenty@parra.catholic.edu.au
www.olmcwentworthville.catholic.edu.au

Parish Contact Details
Parish Priest: Fr Denis Andrew, Phone: 9631 8302
ocarms@tpg.com.au www.olmcwenty.org.au
COSHC
Teresa Aiteh, Phone: 0409 361 929
coshcolmcwentworthville@parra.catholic.edu.au



PRINCIPAL'S MESSAGE

Dear Families,

Here we are midway through our second week of learning from home. Hopefully you are all starting to find your routines and working out how your home office / classroom / home can co-exist to support everyone. I know it is challenging and once again I encourage you to do what you can manage and don't put too much pressure on yourselves and your children. Your children will be ok! Try not to over do it because your sanity is more important.

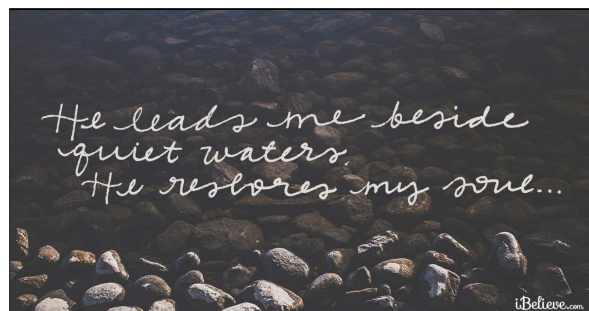
Parents, you are doing a great job! There are lots of humorous videos that reflect how we may be feeling and laughter is certainly the best medicine! Here's one for you to make you feel better about your OLMC Campus... [YouTube Home School With Mr Dad | Sammy J S3 \(ep14\)](#)
So if you are finding a moment particularly stressful, step out of it or follow Mr Dad's example and call Lunch Break!



We have loved seeing your photos of learning at home and know that the children are doing a great job with their learning. It has been pleasing to see so many of our children display motivation and independence around their learning. Well done boys and girls!

I hope that all of our families are staying safe and following the requirements set by NSW Health and our Government. As you would appreciate this lockdown is different to last year with the transmissibility of this Delta strain of covid and the increased vulnerability of children. Each day we have teachers who are coming to work, like all essential workers, and placing their health and that of their family at risk. The way that we can support our teachers and other essential workers is by ensuring that we all stay at home, unless absolutely necessary. We ask that families who need to send their children to school adhere strictly to these requirements. If we all play our part then we have a better chance of coming out of this lockdown untouched by illness or deep sorrow.

Fittingly the psalm for this weekend's mass is Psalm 23 The Lord is My Shepherd. I think at this point in time we can take comfort in these words offering us comfort and reassurance that God is with us. Make some time this week to allow Him to restore your soul. I wish you all the very best for the week ahead.



Olimpia Pirovic
Principal

The Community of OLMC is Safe and Respectful

UPCOMING DATES

Week 2

Classes & Grades begin regular ZOOM sessions with students: Please continue to check your email for further information

Week 3:

Mon: 8am K-Yr3 Learning Pack Pick Up
8am K-Yr3 Digital version of Learning Packs posted online
10am Grandparents Day FACEBOOK Live Reflection via @OLMCWentworthville

Classes & Grades begin regular ZOOM sessions with students: Please continue to check your email for further information

NOTES HOME

This Week

- Week 2 K, Yr1, Yr2 & Yr3 Learning Packs

Last Week

- Welcome To Term 3 (emailed/Skoolbag)
- Wk1 ZOOM Grade Schedule (emailed/Skoolbag)

PLEASE KEEP YOUR DETAILS UP TO DATE WITH THE SCHOOL OFFICE - address, phone numbers & email

FAMILIES ARE INVITED TO SEND 1 PHOTO TO MRS ANDERIESZ (EACH WEEK) TO DEMONSTRATE THEIR LEARNING FROM HOME FOR THE WEEK IN REVIEW

MRS ANDERIESZ' TAKE A BREAK BOOK CLUB

Mrs Anderiesz has started her 'Take A Break Book Club'. We've had many children attend while parents at home have been able to spend a small amount of solitary time enjoying a cuppa. This is open to every family, with only one rule for adults...NO HOUSEWORK during your 'time off'.

Time: 2:15pm DAILY

Meeting Id: 440 563 5257

Passcode: 393762

While it's only a small gesture, we're hoping our families will take advantage of the offer as 20 minutes of quiet alone time is something our families may need at this time.

SCHOOL FEES

Due to current COVID-19 lockdown restrictions, the printing and mailing of Instalment 3 statements has been postponed until further notice.

BAND

The Band tutors have prepared video lessons for the children to access online. All of the children have received an invitation to join a Google Classroom via their school email. This will enable the children to continue to practise their pieces and build their skills. It also gives them another activity to incorporate into their daily routine.

SCHOOL UNIFORM DELIVERY

Due to covid restrictions and to reduce any further risk to many of our communities, there will not be any uniform deliveries this week or until further notice. We apologise for any inconvenience caused, but, the health and safety of the wider community must be our priority.


CHANGES TO KINDER-YR3 LEARNING PACK PICK UP

To help families comply with the health order, weekly Kinder-Year 3 learning packs will also be made available online, beginning from Monday 26th July. If families do not have printing facilities at home, and still require a hardcopy, these will still be available for pickup from 8am every Monday morning from the front playground. Kinder-Yr3 families will be able to access digital learning packs from our [School Website, under Learning>Online Learning](#) or by going directly to the [OLMC Remote Learning Website](#). Digital learning packs will not be made available until Monday morning.

PRC UPDATE

212 students have completed the PRC & 52 students are on the way! Keep encouraging your child/ren to read a range of texts, including those listed for the Premier's Reading Challenge. Students can maintain their reading log via the [PRC link](#), using the log in details provided at the start of Term 2. Congratulations to the following students who completed the PRC over the last 7 days

Kinder: Annabelle, Sebastian, Tilila, Georgia, Ethan, Austin, Kuda, Harshi, Peter, Ruth, Amelia, Sarah, Charbel, Rhiyana, Charlotte, Noah, Ariana, Rubeena, Isaac, Bailey, Nichola, Azalea, Violette, Clara, Ayva, Sukhamani, Jaden, Evelina, Noah, Elijah, Zayne, Elijah, Kiyana, Matthew, Elijah, Chaith, Holly, Charlize, Kara, Ruhee, Kyra, Charlotte, Willow, Araav, Riya, Kaira, Lachlan, Lucas, Dominic, Trinity, Leah
Year 1: Havishaa **Year 3:** Kimberly **Year 4:** Jonathan & Jada



COMPASS PARENT PORTAL

During the holidays, the COMPASS Team conducted some maintenance allowing greater flexibility for families who have children at multiple schools. This is a welcome change as it will allow families to see their high school and primary aged students using the one log in. However, it has unfortunately impacted some parent accounts, forcing parents to reset their password and sign in again. We are asking all families to access COMPASS over the next few days, reset their password and attempt to sign in. If you have any further issues please contact Mrs Anderiesz on Landeriesz@parra.catholic.edu.au

KINDERGARTEN, YEAR 1 & 2 ACCOUNT ACCESS

In an effort to ensure all sensitive and important data remains confidential, every so often our System changes protocols surrounding internet access and restrictions. Recently, requirements surrounding student passwords were made to ensure student data, System data and students account information continue to remain safe and confidential. For our students in Kindergarten, Year 1 and Year 2, their password to access their Google Account, any app on the Google Suite and even applications like SORA, have been changed from a standard 5 character password to a personalised 8 (or more) character password. While we understand families are eager to access these applications, this process is vital in reducing the risk of exposure, limits breaches to multiple accounts, prevents constant unwanted access and limits access by keystroke loggers. We will contact those families with children in Kinder, Year 1 and Year 2 to inform them of their new password. Usernames will remain the same.

SPECIAL FOOTAGE NEEDED

This week Mrs Anderiesz set a special mission for our students at home. Over the next few days/weeks they need to complete the following tasks to be used for a special video.

1. Video their parent/carer supporting them in their learning
2. If they have younger siblings video for them as well
3. Only send ONE video! 10-15 seconds only
4. Make sure it's not too shaky or dark
5. Don't worry about background noise - I will mute all of it
6. Clips will be made public so make sure everyone is appropriately dressed
7. Email video to Mrs Anderiesz
8. Do it asap

If you or your child have any questions please email Mrs Anderiesz

WEEK IN REVIEW PHOTOS

Each week families are invited to send Mrs Anderiesz one photo of their experience of remote learning. Photos can be showing any type of learning, ZOOMING or even some down time. Photos need to be submitted by Thursday evening to give Mrs Anderiesz time to collate them all. Any photos submitted after this time will go towards the following week's Week in Review. Thank you to those families who have already sent. It's a great way for all of us to keep connected!

PARISH NEWS

PARISH SACRAMENTAL PROCESS - FIRST HOLY COMMUNION

Parents, if you feel your child is ready to prepare for their first sacrament of Holy Communion AND they are in Year 4 or above, you are invited to apply through the Parish Sacramental Process using our [parish online form](#) that is available on the [parish website](#), [Facebook](#) and social media pages.

Naturally, COVID will play a role in the preparation process, and this is outlined in the parish online form.

This year, Melkite and Orthodox families are invited to commemorate their child's Communion, as well. Please see our online form for more details.

Closing date for application is 31 August.

For further information, please email the parish Pastoral Associate, Paola Yevenes, at paola.olmc@gmail.com

P&F NEWS

The 26th July is grandparents day, when the Catholic Church celebrates the parents of Our Lady, St Anne and St Joachim, who were the grandparents of Jesus.

While we have celebrated grandparents day for a while at OLMC, this year Pope Francis has declared that each year on the 4th Sunday in July the Church will officially celebrate this special feast. Pope Francis prays that "every grandfather, every grandmother, every older person, especially those among us who are most alone, receive the visit of an angel!"

Let us not forget to celebrate and be thankful for our grandparents and the older members of our communities and pray for God's special blessings for them today and always.

This coming Monday the school will honor this very special event by hosting a live Liturgy and reflection at 10am via the @OLMCWentworthville FACEBOOK Page.



Bless Our Grandparents

*Children's children
are a crown to the
aged, and parents
are the pride of their
children
Proverbs 17:6*


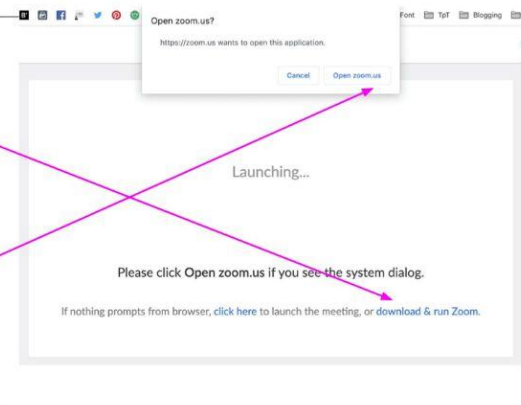
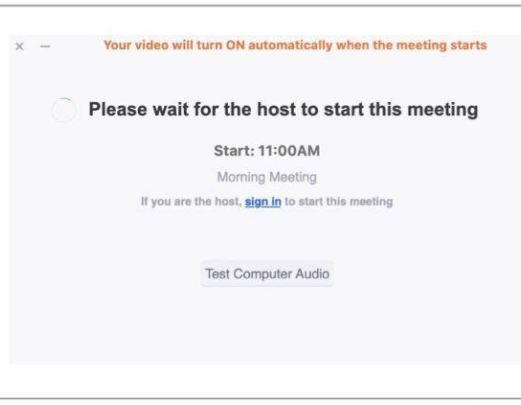





Zoom Directions

FOR **COMPUTER** USERS: 🎧 Headphones help with background noise!

Google Chrome 53.0.2785 or higher, Internet Explorer 10 or higher, Microsoft Edge 38.14393.0.0 or higher, Google Chrome 53.0.2785 or higher, Safari 10.0.602.1.50 or higher, Firefox 49.0 or higher

1.	Click on the meeting link your teacher sends or posts.	
2.	<p>If you have never used Zoom before then you will need to click <i>download and run Zoom</i>.</p> <p>If you have Zoom downloaded on your computer then click <i>Open zoom.us</i></p>	
3.	You might see a similar message to the one on the right once Zoom has been launched. As soon as your teacher joins the meeting, the virtual room will pop up.	
4.	Most likely your teacher has it set to mute all participants (that's YOU!) when they first join. You will only be able to <u>hear</u> your teacher at this time. She/he will <u>not</u> be able to hear you.	

5. If your teacher invites you to speak, the message to the right may or may not pop up. If it does pop up click the [blue Unmute Myself](#) button.

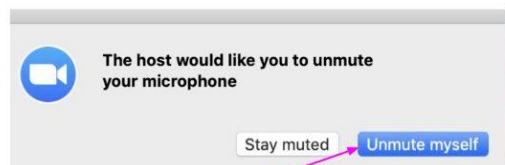
Troubleshooting:

What if my teacher cannot hear me?

- Bottom left corner next to the microphone, click the ^ arrow to try other microphones.

What if my teacher cannot see me?

- Bottom left corner next to the video camera, click the ^ arrow to try other cameras your computer may be connected to.



6. If you need to leave the meeting early or your teachers says the meeting has come to an end, you will want to exit the room by clicking *Leave Meeting* in the lower right hand corner.





Zoom Directions

FOR **iPAD** USERS  Headphones help with background noise!

1. Download the [Zoom Cloud Meetings app](#).

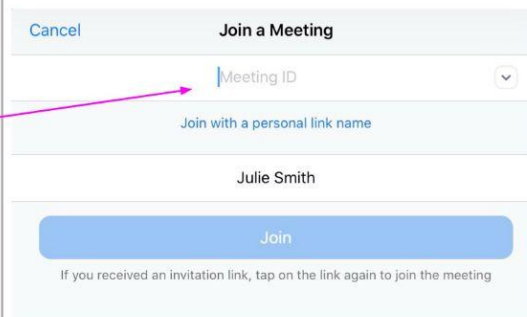
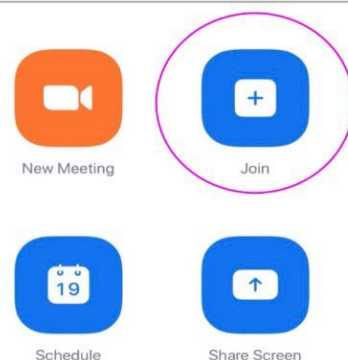


There are two ways to access your meeting:

2. Option 1:
Open the app and tap *Join*.

Enter the meeting ID number your teacher sends you and then click *Join*.

Option 2:
Click on the link your teacher sends or posts.



Morning Meeting @ 11AM Inbox x




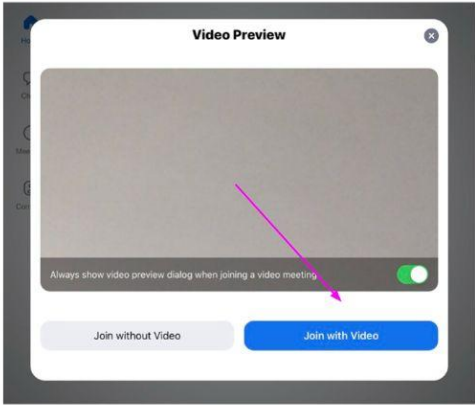
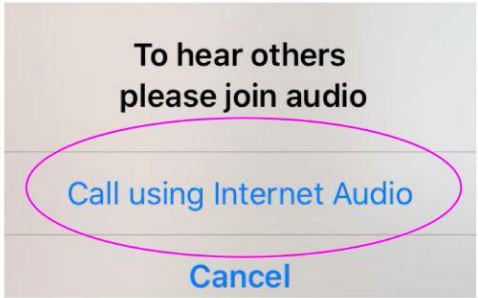
Racine (Harris), Stephanie
to me ▾

Hello Families,

Please join me for a Morning Meeting at 11am this morning.

Please click [here](#) for the invitation.

I look forward to seeing you!

	<p>Option 2 continued: Tap <i>Open</i> to open the meeting in the Zoom app.</p>	
4.	<p>Tap <i>Join with Video</i></p>	
5.	<p>Tap <i>Call using Internet Audio</i></p> <p>Troubleshooting:</p> <p>What if my teacher cannot hear me?</p> <ul style="list-style-type: none"> Top right corner next to the microphone, click the ^ arrow to try other microphones. <p>What if my teacher cannot see me?</p> <ul style="list-style-type: none"> Top right corner next to the video camera, click the ^ arrow to try other cameras your computer may be connected to. 	
6.	<p>If you need to leave the meeting early or your teachers says the meeting has come to an end, you will want to exit the room by clicking <i>Leave Meeting</i> in the upper left hand corner.</p>	